

APRIL

Body and Clothing

nēhiyawēwin

Cree Language

This booklet belongs to:

name




Siyee Sicaa 2010

Directions: Draw the body parts that are missing from this face. Please circle what the mouse is doing.

Circle one word:

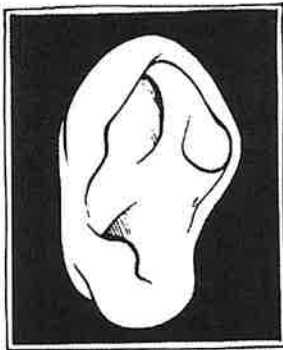
Here are your words to use

nitōn (neh-toon) and niskowan (niss-koh-won),



Directions: Write down the proper answer in the box below the pictures using these 3 words provided below.

nitawakay	nicici	niskāt
neh tah wah guy	neh chi chi	nish caat



Directions: Think of your favourite **nitastotin**
(neh tuh stoh tin) or think of someone in your
family or group of friends that has one. Draw different
kinds and pic your favourite one.

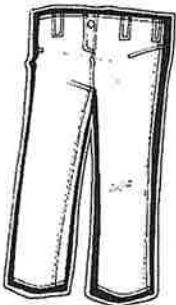
Directions: Match the cree word with the picture. Say the word aloud as you are matching them.



pakowiyān
pah koh we yaan



nitās
neh taas



kiskotākī
kiss koh taah gee



nimaskisin
neh muss keh

How many body parts are used on the first page of this workbook? Circle the answer below.

peyak

mitahtat

nikotwāsik

nisto

niyānan

nīso

nēwo

tīpahkōp

kēkāmitahtat

ayinānew