

**October**  
**Actions/Identity**

**nēhiyawēwin**  
**Cree Language**

**This booklet belongs to:**

---

**name**



Cree Language Development Institute

Directions: Draw a picture of yourself wearing a shirt that is the colour **osāwaw** (oh-sauw-wow) next to the dog. Please circle what the dog is doing.

Circle one word:

**pāhpi** (paah-piy) or is the dog **māto** (maah-two)?




Draw a picture of a boy or a girl. The boy or girl has lost their favourite toy and they are not happy. How would you think they reacted? Were they happy or sad? Draw the picture of the kid that is **māto** (**maah-two**)!

**māto**

**(maah-two)**

Directions: If you kitāpahta (kiy-taah-pah-tah) (see) something that you like how does your face look? Finish drawing your face looking at something you like.



**kitāpahta**  
**(kiy-taah-pah-tah)**

Directions: Match the cree word with the picture. Say the word aloud as you are matching them.



miyāhta  
(me-yaah-tah)



nīya  
(knee-yah)

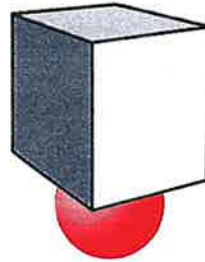

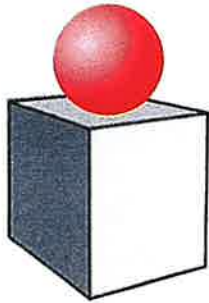


postāywinsē  
(push-taay-win-see)



nitohta  
(nih-two-tuh)

Directions: Which of these directions is tākohc (taah-kooch) Identify by circling the correct direction on the pictures provided!



How many directions are on the page? Circle the answer below.

niso

peyak

nisto

niyanan

newo